

# Operation Instructions

## Start

①



**Plug in charging cable**  
Plug in charging cable at the station and vehicle.

## Charging

②



**Charging with customer card**  
Hold customer card (RFID card) in front of the card reader.

or



**Charging with QR-Code**  
Scan QR-Code of the outlet, mobile app will start automatically, follow instructions of the mobile app.

③

**Charging will start automatically**

## Stop charging


④




**Stop charging**  
Unlock vehicle.

## Disconnect charging cable


⑤



+

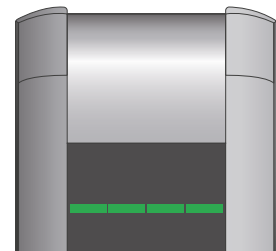


Disconnect charging cable from the vehicle, then disconnect charging cable from the station.



**e-laden**  
mobil mit Ökostrom

## Explanation of indicator lights for the charging points



Ready for charging



Charging point ready



Wait for login



Error



**In case of failure:**  
T: +43 512 502-7000